

PRODUCT SPECIFICATION FOR INFORMATION

PRELIMINARY SPECIFICATION

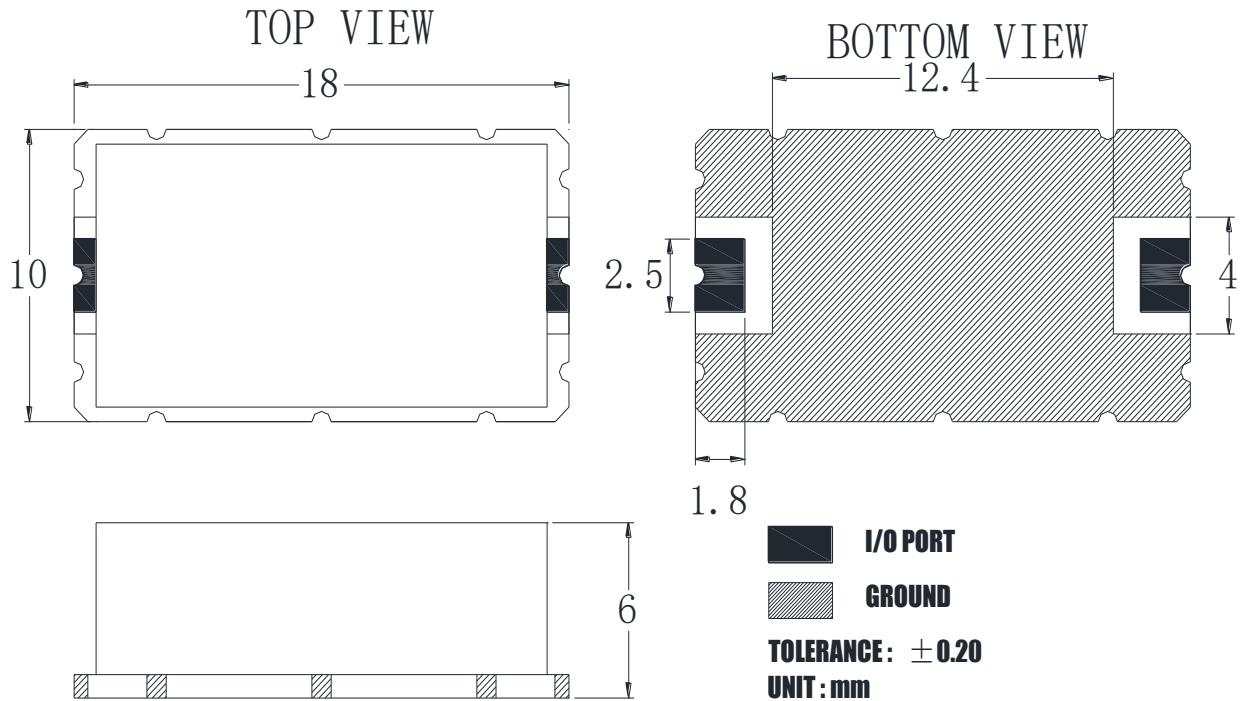
Product Name : LC Band Pass Filter

Part No : MBP-C900-400MS-A-R1

■ History List

No.	Rev. No.	Description	Date	Author	Final Approver
1	R0	Draft	2023.02.06	Jeffrey Jeong	Michael Jeon
2	R1	PCB Size Changed	2023.02.13	Jeffrey Jeong	Michael Jeon
3					
4					
5					
6					

■ Mechanical Drawing

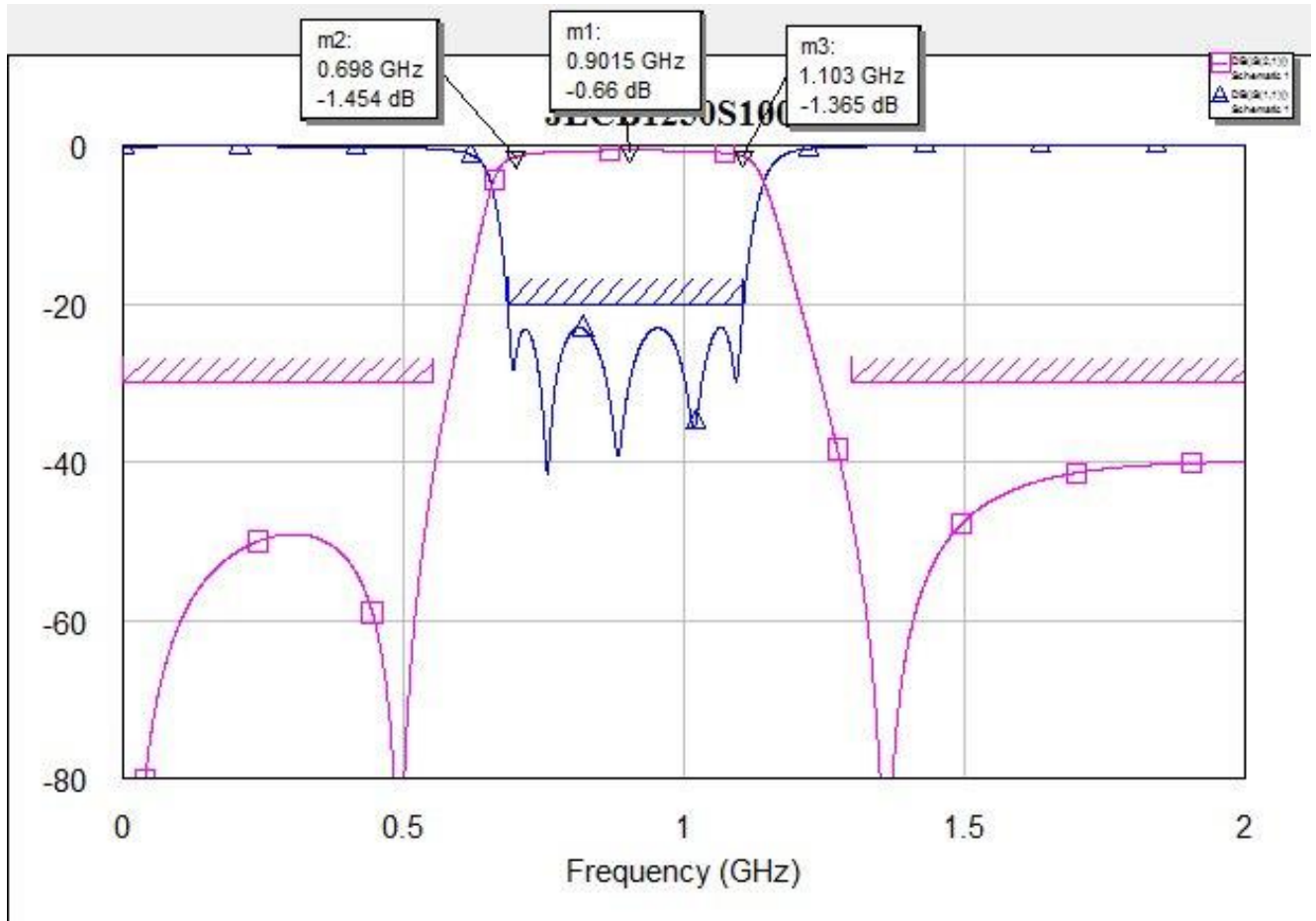


■ Electrical Specification

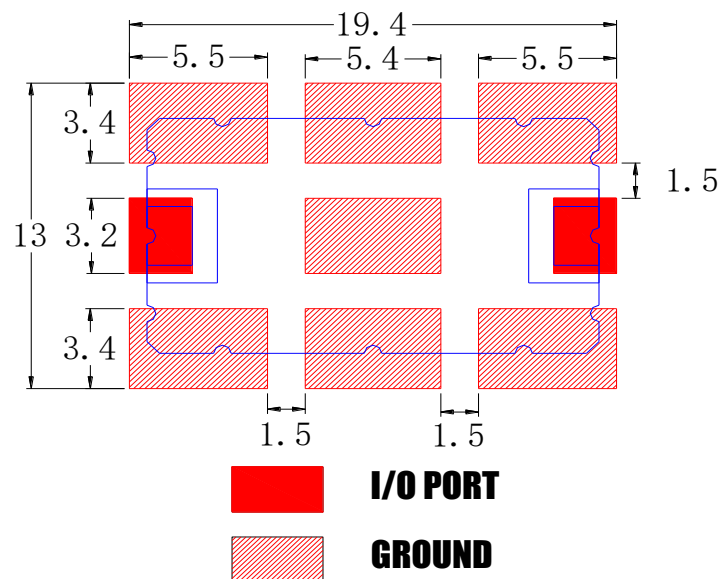
Parameter	Specification	Remark
1. Center Frequency	900MHz	
2. Frequency Range	Fo ±200[700 ~ 1100]MHz	
3. Insertion Loss	3.0dB Max.	
4. Passband Ripple	1.0dB Max.	
5. VSWR	1.5 : 1 Max.	
6. Rejection	30dB Min @ DC ~ 550MHz 30dB Min @ 1300 ~ 2000MHz	
7. Power Handling	1W Max	
8. Impedance	50Ω	
9. Size	18.0 X 10.0 X 6.0mm	

※It is subjected to change with prior notice.

Simulation Curve



Recommended PCB Land Pattern



※Recommended using the solder pate of 183°C melting temperature