

PRODUCT SPECIFICATION FOR INFORMATION

PRELIMINARY SPECIFICATION

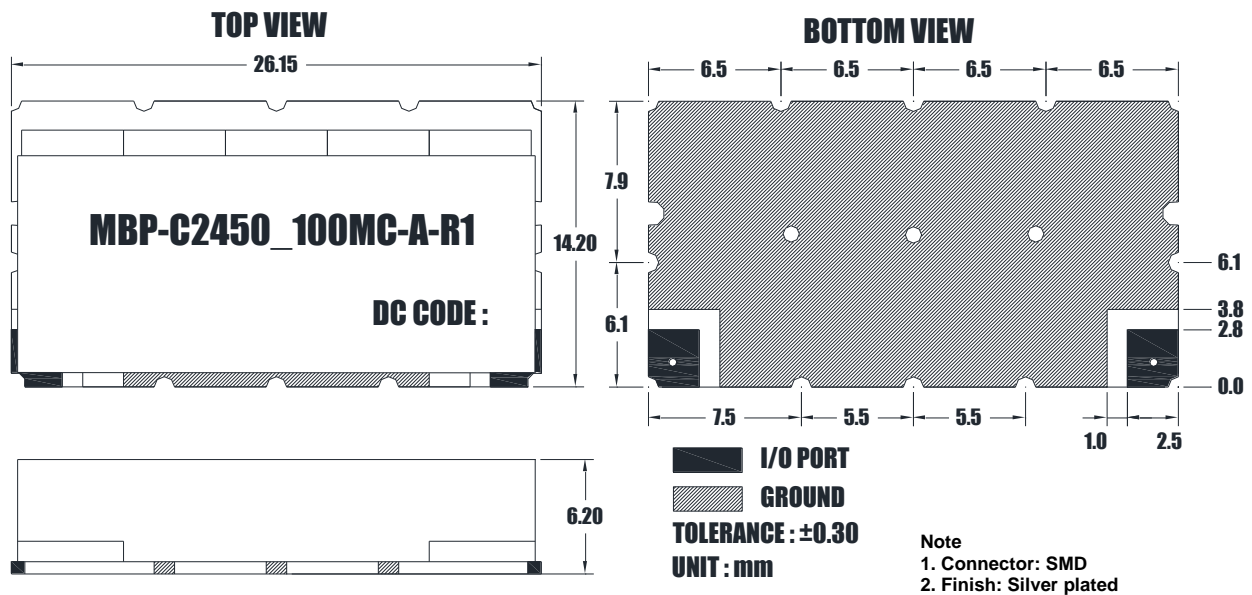
Product Name: Ceramic Band Pass Filter

Part No: MBP-C2450_100MC-A-R2

■ History List

No.	Rev. No.	Description	Date	Author	Final Approver
1	R0	Draft	2021.11.30	Bryan Jeon	Michael Jeon
2	R1	Has changed I/L & Attenuation specs	2021.12.09	Bryan Jeon	Michael Jeon
3	R2	1.Added the attenuation specification (3 rd Harmonic) 2.Has changed power rate from 2W to 10W	2021.12.14	Bryan Jeon	Michael Jeon

■ Mechanical Drawing

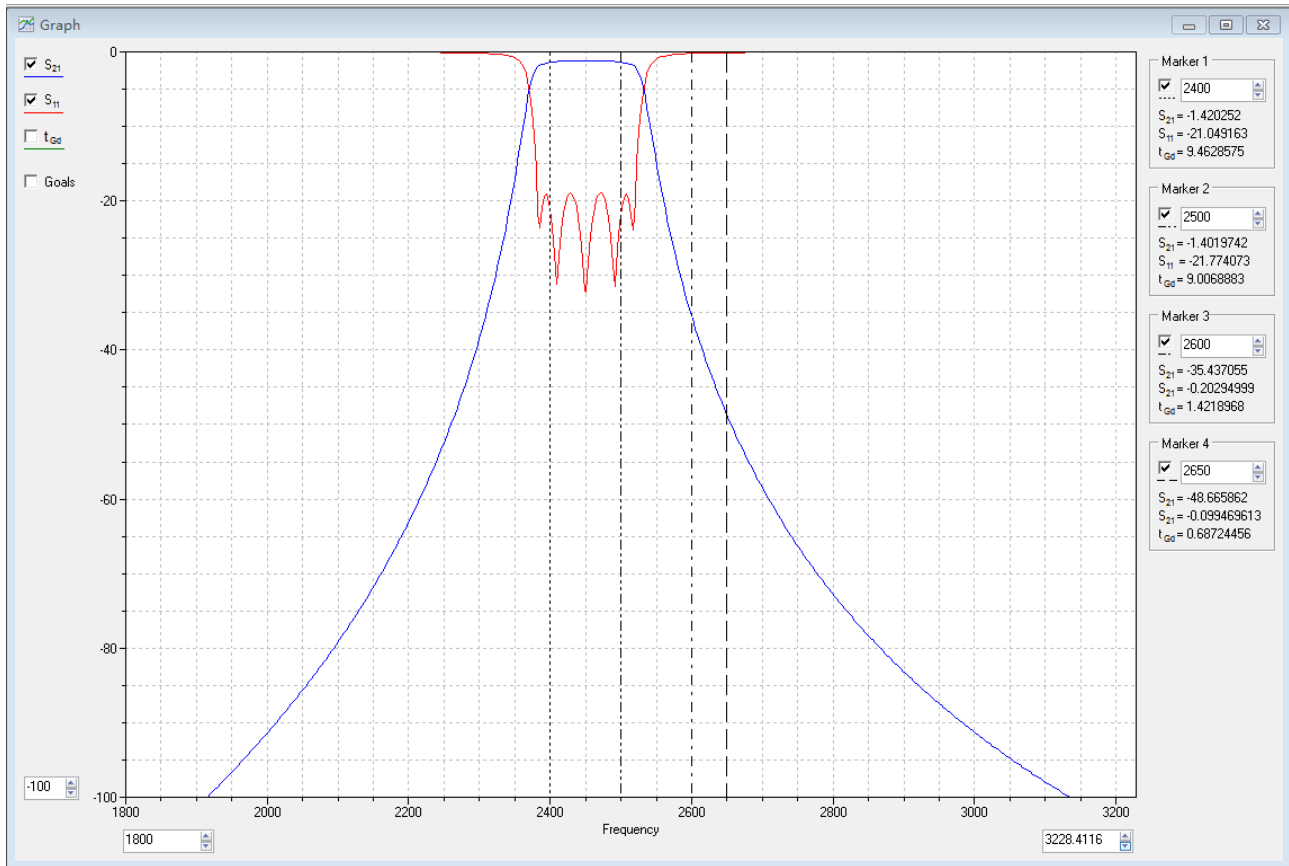


■ Electrical Specification

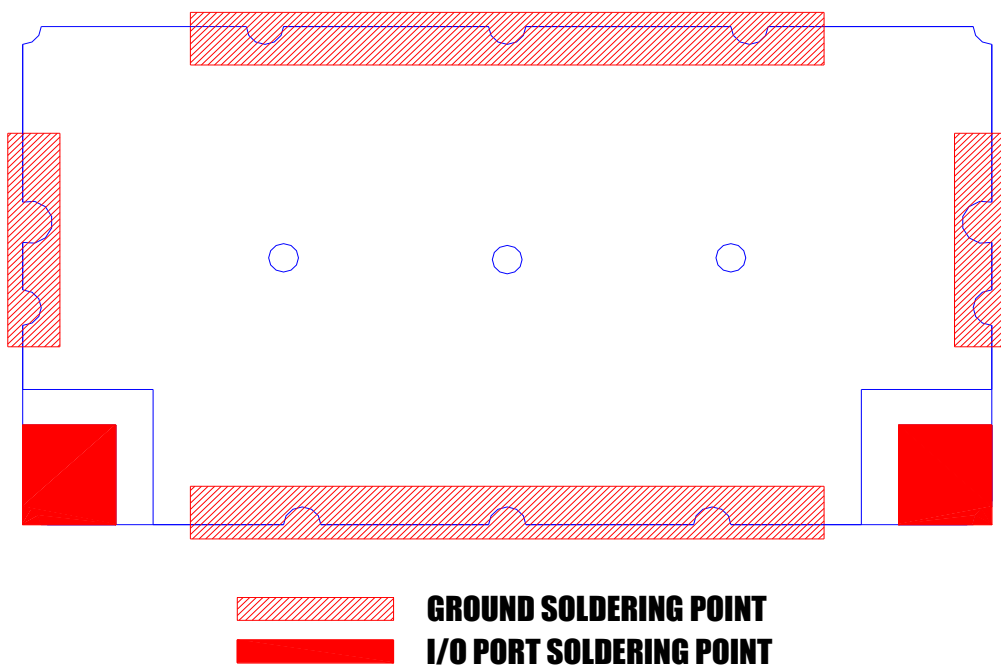
Parameter	Specification	Remark
1. Center Frequency	2450MHz	
2. Bandwidth [BW]	Fc ±50MHz[2400~2500MHz]	
3. Insertion Loss in BW	1.8dB Max.	
4. Ripple in BW	1.0dB Max.	
5. Return Loss in BW	15dB Min.	
6. In/Out Impedance	50Ω	
7. Attenuation [Absolute Value]	40dB Min. @ 2300MHz	
	53dB Min. @ 2250MHz	
	68dB Min. @ 1800MHz	
	35dB Min. @ 2600MHz	
	50dB Min. @ 2650MHz	
	60dB Min. @ 4400MHz	
	40dB Min. @ 5400~ 8000MHz	
8. Power Handling	10W Max.	
9. Operation Temperature Range	-40°C to +85°C	

Remarks: This is a preliminary datasheet for reference.

Simulation Curve



Recommended PC Board Pattern



Remarks: Recommend using silver-containing solder paste