

PRODUCT SPECIFICATION FOR INFORMATION

PRELIMINARY SPECIFICATION

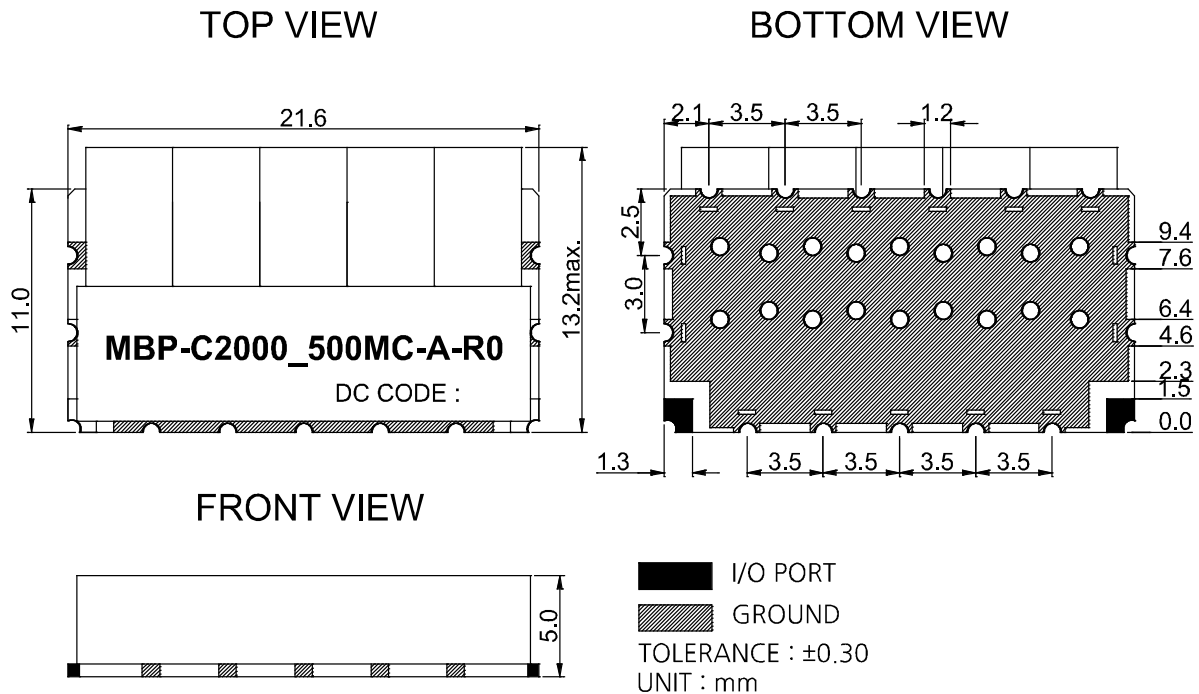
Product Name: Ceramic Band Pass Filter

Part No: MBP-C2000_500MC-A-R0

■ History List

No.	Rev. No.	Description	Date	Author	Final Approver
1	R0	Draft	2022.01.07	Bryan Jeon	Michael Jeon

■ Mechanical Drawing



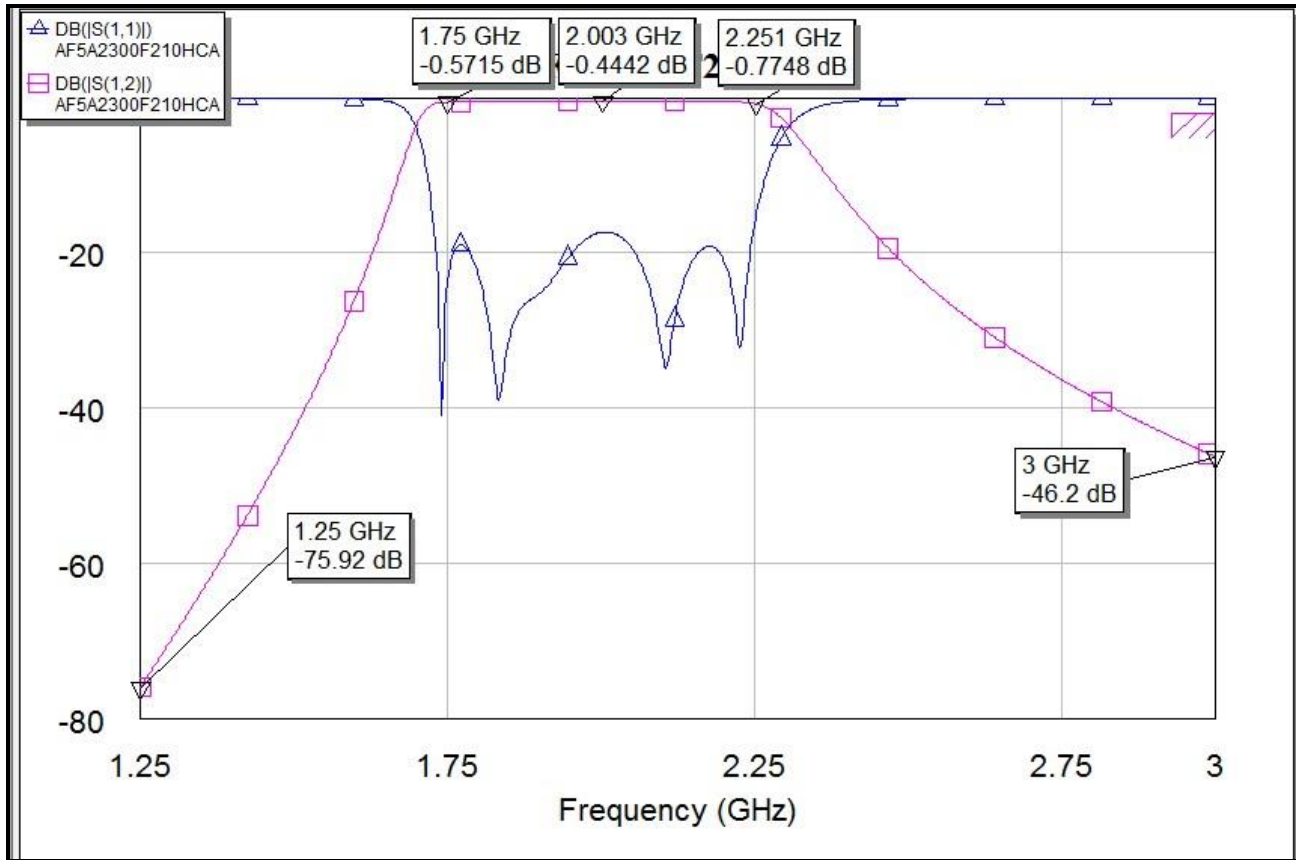
Note
 1. Connector: SMD
 2. Finish: Silver Plated

■ Electrical Specification

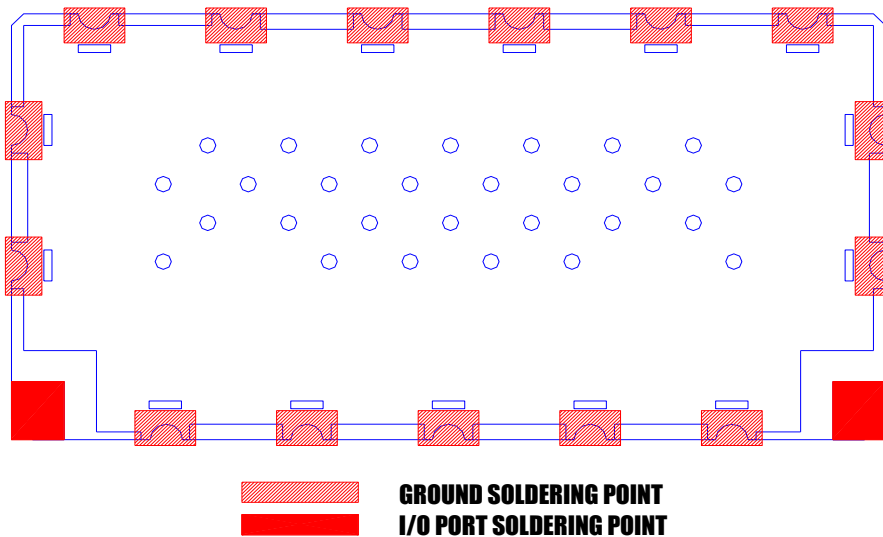
Parameter	Specification	Remark
1. Center Frequency	2000MHz	
2. Bandwidth [BW]	$F_c \pm 250\text{MHz}$ [1750~2250MHz]	
3. Insertion Loss in BW	2.0dB Max.	
4. Ripple in BW	0.5dB Max.	
5. Return Loss in BW	15dB Min.	
6. Attenuation [Absolute Value]	40dB Min. @ 750~1250MHz	
	40dB Min. @ 3000MHz	
	40dB Min. @ 3750~4250MHz	
7. In/Out Impedance	50Ω	
8. Input Power	1W Max.	
9. Operation Temperature Range	-40°C to +85°C	

Remarks: This is a preliminary datasheet for reference.

Simulation Data



Recommended PC Board Pattern



Remarks: Recommend using silver-containing solder paste.