

PRODUCT SPECIFICATION FOR INFORMATION

PRELIMINARY SPECIFICATION

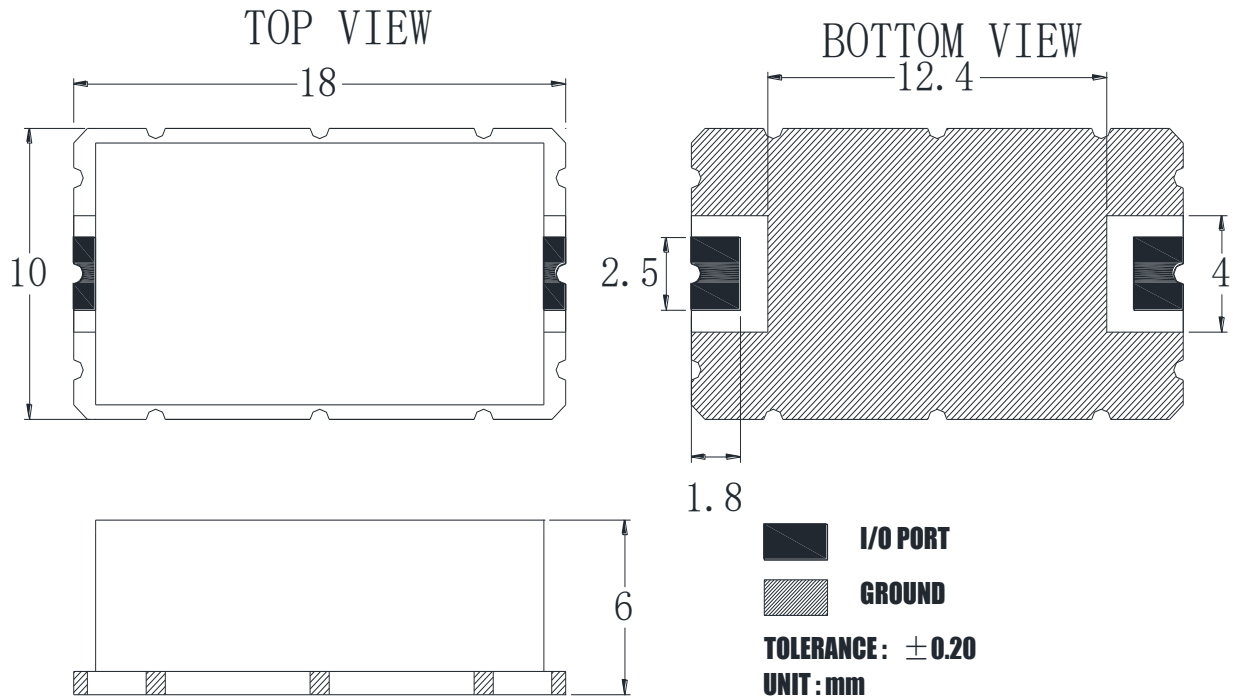
Product Name : LC Band Pass Filter

Part No : MBP-C1300-600MS-A-R1

■ History List

No.	Rev. No.	Description	Date	Author	Final Approver
1	R0	Draft	2023.02.06	Jeffrey Jeon	Michael Jeon
2	R1	PCB Size Changed	2023.02.13	Jeffrey Jeon	Michael Jeon
3					
4					
5					
6					

■ Mechanical Drawing

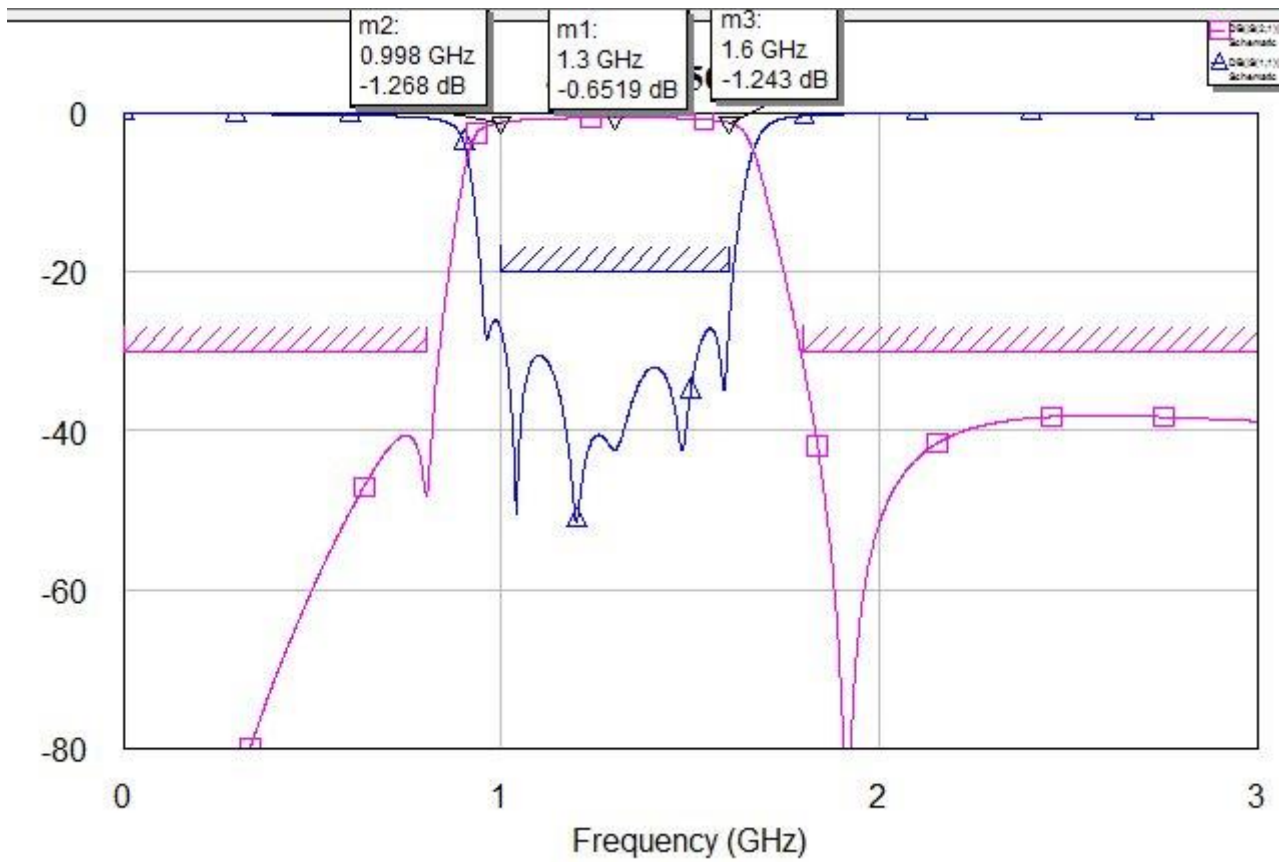


■ Electrical Specification

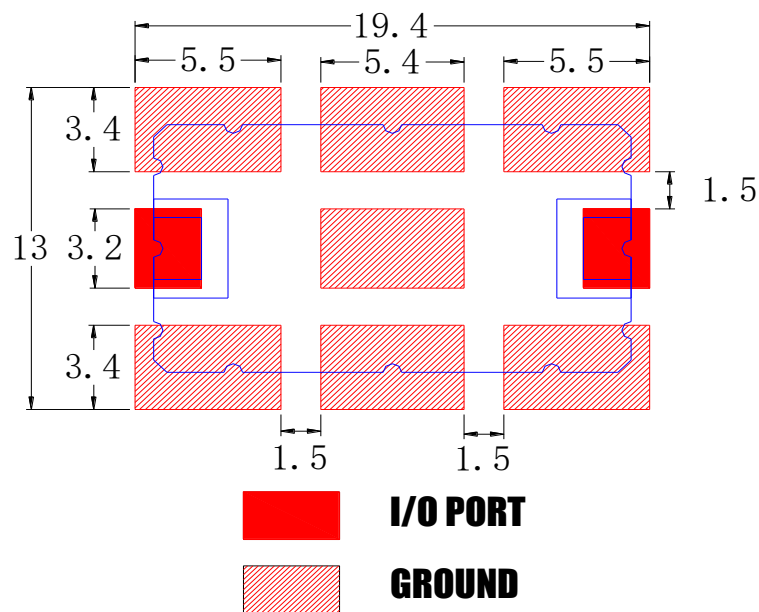
Parameter	Specification	Remark
1. Center Frequency	1300MHz	
2. Frequency Range	Fo ±300[1000 ~ 1600]MHz	
3. Insertion Loss	3.0dB Max.	
4. Passband Ripple	1.0dB Max.	
5. VSWR	1.5 : 1 Max.	
6. Rejection	30dB Min @ DC ~ 800MHz 30dB Min @ 1800 ~ 3000MHz	
7. Power Handling	1W Max	
8. Impedance	50Ω	
9. Size	18.0 X 10.0 X 6.0mm	

※It is subjected to change with prior notice.

■ Simulation Curve



■ Recommended PCB Land Pattern



※Recommended using the solder paste of 183°C melting temperature